



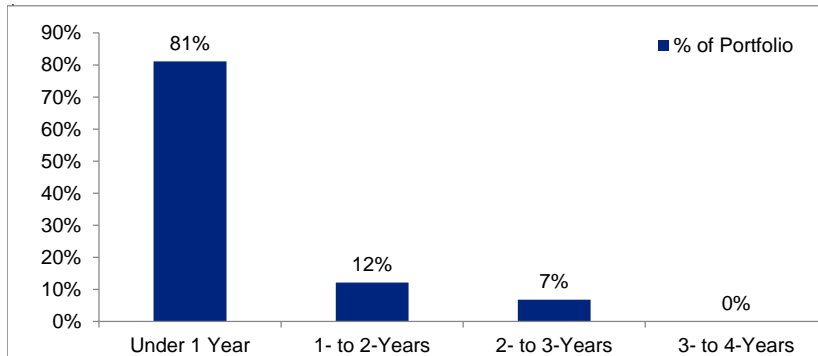
Unified Government of Wyandotte County and Kansas City, Kansas
Investment Portfolio Compliance Report
 March 31, 2020

Investment Summary - Aggregate Portfolio By Type of Investment

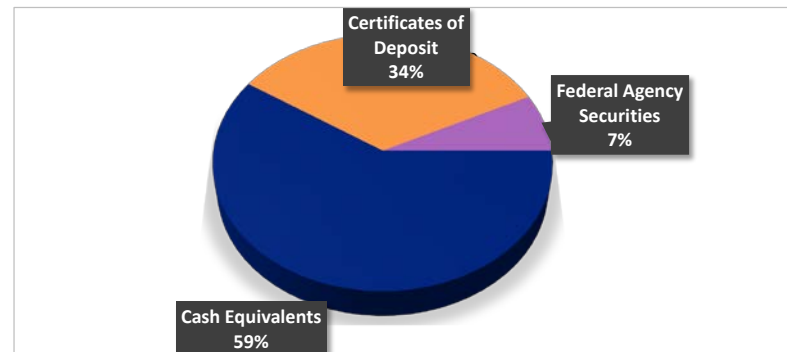
Security Type	Original Cost	Market Value ¹	Amortized Cost ²	% of Portfolio	% Permitted by Policy	In Compliance	Weighted Days to Maturity ³	Weighted Average Yield ³
Property Tax Held for Entities ⁴	\$1,451,064	\$1,451,064	\$1,451,064	na	see note 4	✓	-	1.38%
Cash Equivalents	\$157,943,000	\$157,943,000	\$157,943,000	59%	100%	✓	-	1.38%
Total Liquidity	\$157,943,000	\$157,943,000	\$157,943,000	59%			-	1.38%
Certificates of Deposit	\$89,175,000	\$89,175,000	\$89,175,000	34%	100%	✓	417	2.30%
Federal Agency Securities	\$18,937,035	\$19,332,388	\$18,947,633	7%	50%	✓	347	2.75%
Total Securities	\$108,112,035	\$108,507,388	\$108,122,633	41%			764	5.05%
Total Portfolio	\$266,055,035	\$266,450,388	\$266,065,633	100%			164	1.78%

- Market values provided by UMB Bank, Third-Party Safekeeping Custodial Agent. Recorded at time of settlement to reflect holding investments to maturity.
- Amortized cost is the original cost of the principal of the security adjusted for the amount of the periodic reduction of any discount or premium from the purchase date until the date of the report.
- Averages shown are weighted averages calculated based on original cost. Average maturity is shown as days.
- Property Tax collections temporarily held by the County on behalf of other governmental entities is not a part of the Unified Government's cash and investment value. The cash being held in trust is presented here for informational purposes.

Maturity Distribution



Sector Distribution





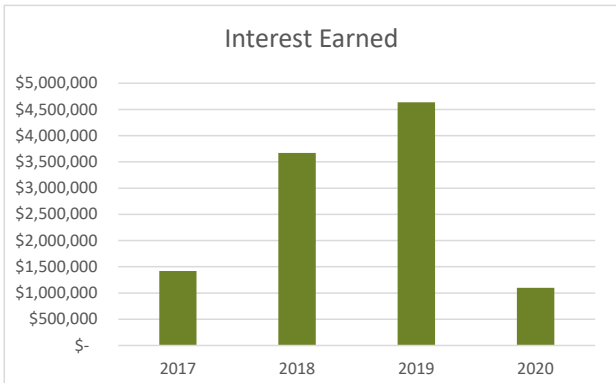
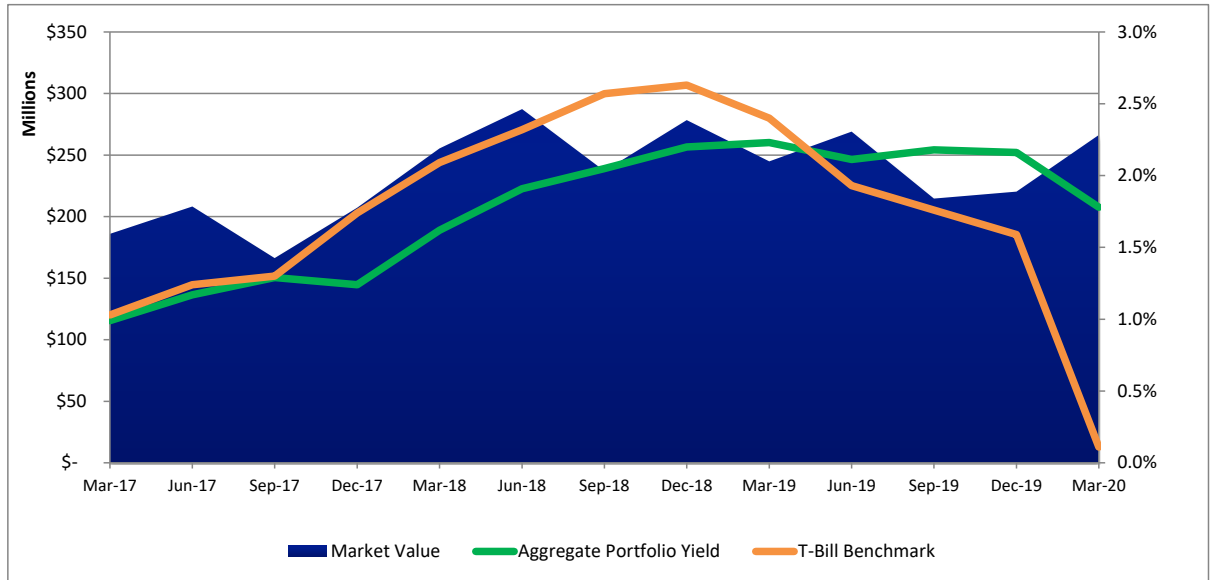
**Unified Government of Wyandotte County and Kansas City, Kansas
Investment Portfolio Compliance Report
March 31, 2020**

Compliance

	Yes	No
Liquidity	<input checked="" type="checkbox"/>	<input type="checkbox"/>
Permitted types of investments	<input checked="" type="checkbox"/>	<input type="checkbox"/>
Limits within investment categories	<input checked="" type="checkbox"/>	<input type="checkbox"/>
Limits within single agency/institution	<input checked="" type="checkbox"/>	<input type="checkbox"/>
Limits relating to maturity	<input checked="" type="checkbox"/>	<input type="checkbox"/>
The investment report herein shown along with ongoing income provides sufficient liquidity to meet estimated expenditures for next 6 months	<input checked="" type="checkbox"/>	<input type="checkbox"/>

Historic Portfolio Size

Aggregate Yield vs. US T-Bill Benchmark



Kathleen VonAchen

Kathleen VonAchen
Chief Financial Officer

March 31, 2020

Date



Unified Government of Wyandotte County and Kansas City, Kansas
Investment Portfolio Compliance Report
 March 31, 2020

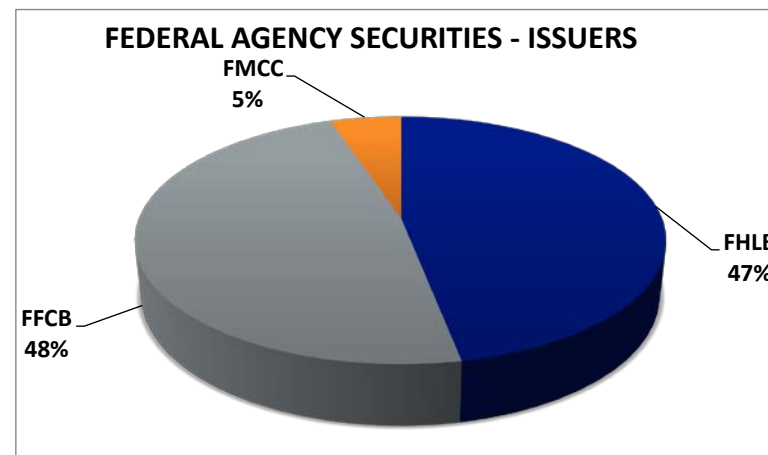
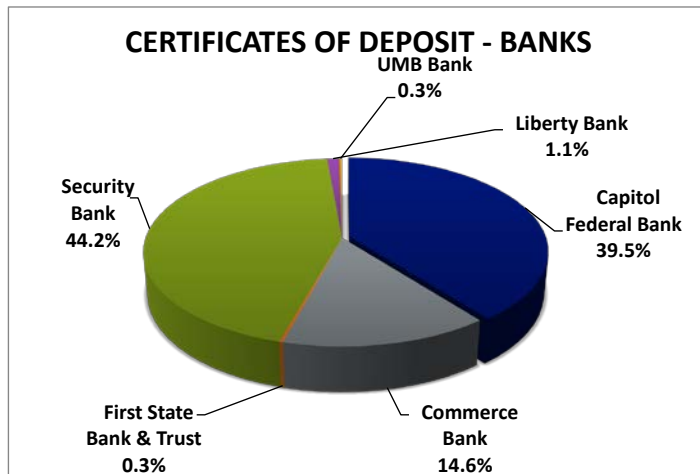
Issuer Detail - Aggregate Portfolio by Issuer

Issuer	Original Cost	Market Value ¹	% of Portfolio ³	% Permitted by Issuer	In Compliance ³	Weighted Average Maturity Days ²	Weighted Average Yield ²
Property Tax Held for Entities³	1,451,064	1,451,064	na	See note 3	✓	0	1.38%
UMB, Wyandotte Operating	155,930,000	155,930,000	59%	25%	✓	0	1.36%
UMB, Wyandotte Health	2,013,000	2,013,000	1%	25%	✓	0	0.02%
Cash Equivalents	157,943,000	157,943,000	59%		✓	0	1.38%
Argentine Federal Savings	235,000	235,000	0.1%	25%	✓	0.1	0.01%
Bank of Labor	235,000	235,000	0%	25%	✓	0.1	0.006%
Capitol Federal Bank	35,000,000	35,000,000	13%	25%	✓	113	0.72%
Commerce Bank	13,000,000	13,000,000	5%	25%	✓	52	0.29%
First State Bank & Trust	235,000	235,000	0%	25%	✓	0	0.006%
Liberty Bank	1,000,000	1,000,000	0%	25%	✓	1	0.02%
Security Bank of KC	39,235,000	39,235,000	15%	25%	✓	174	1.07%
UMB	235,000	235,000	0%	25%	✓	0	0.006%
Certificates of Deposit	89,175,000	89,175,000	33%		✓	417	2.30%
FFCB	8,951,940	9,263,700	3%	<i>50% of total portfolio</i>	✓	243	1.37%
FHLB	8,986,129	9,075,520	3%		✓	78	1.33%
FMCC	998,966	993,168	0.4%		✓	27	0.05%
Federal Agency Securities	18,937,035	19,332,388	7%		✓	347	2.75%
Grand Total	266,055,035	266,450,388	100%			164	1.78%

1. Market values provided by UMB Bank, Third-Party Safekeeping Custodial Agent.

2. Averages shown are weighted averages calculated based on original cost for the respective investment categories. Average maturity is shown as days.

3. Property Tax collections temporarily held by the County on behalf of other governmental entities is not a part of the Unified Government's cash and investment value for investment reporting purposes. The cash being held in trust is presented here for informational purposes.





Unified Government of Wyandotte County and Kansas City, Kansas
Investment Portfolio Compliance Report
1st Quarter 2020 - January 1, 2020 - March 31, 2020

Quarterly Transactions Detail - Aggregate Portfolio

Settlement Date	CUSIP	Issuer	Coupon	Maturity Date	Par	Original Cost
Thru Q1	NA	UMB, Wyandotte Operating	1.379%	3/31/2020	61,753,366	61,753,366
Thru Q1	NA	UMB, Wyandotte Health Reserve	1.379%	3/31/2020	(686,000)	(686,000)
Cash Equivalents					61,067,366	61,067,366
Purchases						
1/10/2019	343009489	Commerce Bank	2.570%	1/20/2020	(15,000,000)	(15,000,000)
Calls/Maturities					(15,000,000)	(15,000,000)
Total					46,067,366	46,067,366